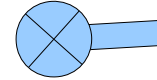

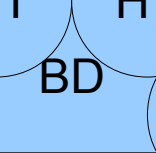
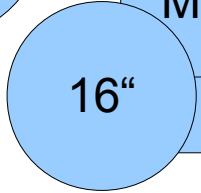
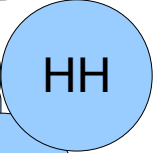
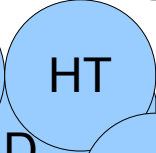
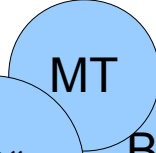
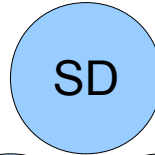

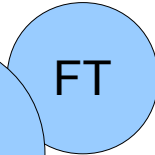

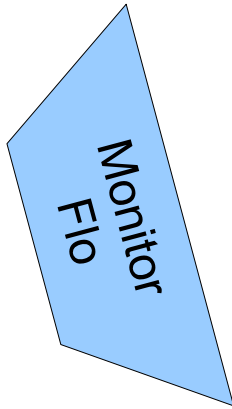
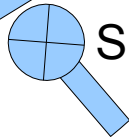
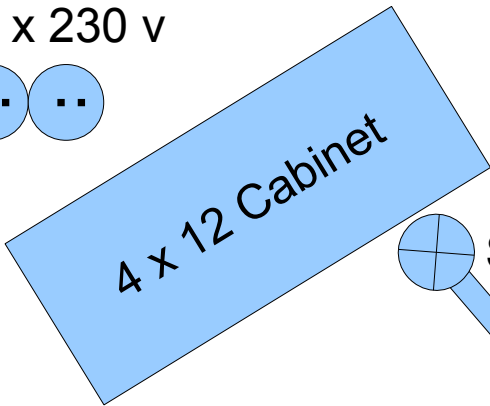
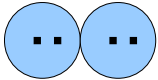


Technical Rider



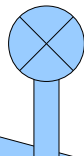
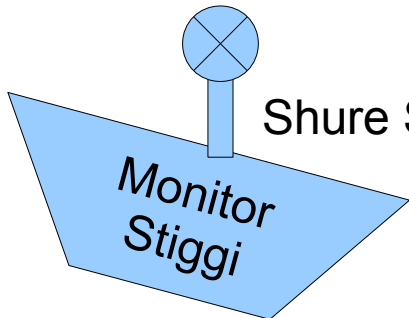
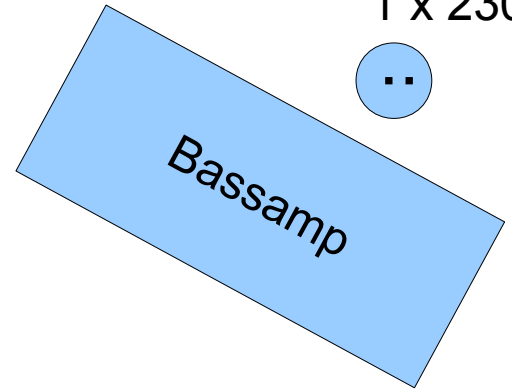
Shure SM 58

2 x 230 v

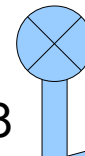
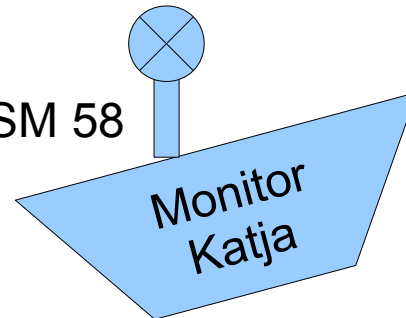


Shure SM 57

1 x 230 v



Shure SM 58



Shure SM 58

Stand: 12.04.2009

# Technical Rider



	<b>benötigt</b>	<b>wird mitgebracht / kann mitgebracht werden</b>
<b>Mikrofone:</b>	3 x Shure SM58	2 x Shure SM58
	1 x Shure SM 57	
<b>Monitore*:</b>	3	(2 x passiv)
<b>Gitarrenbox:</b>	4 x 12" - Cabinet, mindestens 400 Watt, 8 Ohm	4x 12" Cabinet
<b>Bassbox:</b>	4 x 10" - Cabinet, mindestens 300 Watt, 4 Ohm	
<b>Strom:</b>	2 x 230 V bei Gitarre	
	1 x 230 V bei Bass	

\* mindestens Monitor am Schlagzeug sollte für Gesang und Gitarre ausgelegt sein.